

THE COSTUME CULTURE ASSOCIATION
Guideline for Tables and Figures
The Research Journal of the Costume Culture

These guidelines provide guidance on preparing tables and figures published in the Research Journal of Costume Culture (RJCC). APA Style Manual (Publication Manual of the American Psychological Association) is recommended as standard guideline for issues not indicated in this guideline. If different format is necessary for editorial purpose or research-specific characteristic, the editorial board may examine and allow it.

1. Definition and Classification of Table and Figure

- 1) Tables and figures should efficiently present information and enhance the understandability of data.
- 2) Tables are numerical values or text displayed in rows and columns. Figures are any type of visual presentation such as charts, graphs, drafts, drawings, and photographs. If needed for efficient delivery of information, multiple figures can be arranged within one table.

2. Guidelines for Table and Figure

- 1) All content including the title are written in English.
- 2) The title of the Table is located above the table and the title of the figure is placed under the figure.
- 3) Figures should be large enough to read easily and convey only essential information. Ensure that figures are simple, clear and consistent in presentation. Use figures for any type of illustration other than a table (chart, graph, photograph, or drawing) to complement the information in text or to simplify text.
- 4) For copyrighted materials being reused or edited, the source of the material should be reported. Follow the Regulation for Reference List Preparation of RJCC.
- 5) The details of all notes and abbreviations are placed below a table or above a figure caption.
- 6) The presentation format of figures in an article should be consistent.
- 7) Tables and figures are placed in text close to where they are mentioned.
- 8) It is recommended to complete table and figure, referring to example of table and figure provided by the Regulation for Reference List Preparation of RJCC.

[Details of Guidelines for Table]

- (1) For the case of statistical tests used, provide the probability (p-value) and statistical significance along with the data.
- (2) The decimal places are used to the extent that shows the accuracy of the measurement of the data. The decimal places should be consistent across data in comparison.
- (3) Note the unit of measurements if necessary.

[Examples]

<Table 1> Demographic characteristics

Variables	Items	Frequency	%
Gender	Male	211	50.48
	Female	207	49.52
Age	20-29	105	25.12
	30-39	147	35.17
	40-49	107	25.60
	50-69	59	14.11
Education	Middle/High school graduates	39	9.33
	College graduates	65	15.55
	University graduates	270	64.59
	Graduate/Professional degrees	44	10.53

<Table 2> Descriptive statistics and correlations

Variables	Mean(SD)	Correlations						
		1	2	3	4	5	6	7
1. Resale attitude	5.22(1.07)	1						
2. Reform attitude	5.28(1.03)	.77***	1					
3. Donation attitude	5.54(1.04)	.71***	.79***	1				
4. Resale intention	4.95(1.34)	.74***	.55***	.59***	1			
5. Reform intention	4.71(1.27)	.46***	.56***	.53***	.51***	1		
6. Donation intention	5.09(1.34)	.46***	.49***	.62***	.61***	.65***	1	
7. Prosocialness	4.66(.89)	.31***	.29***	.30***	.36***	.31***	.45***	1

*** $p < .001$

<Table 3> Exploratory factor analysis for resale attitude and intention

Factor	Item	Factor loading	Eigen value	Variance % (Accumulative variance %)	Cronbach's α
Resale attitude	Apparel (or fashion products) recycle through resale is good.	.82	5.40	77.19 (77.19)	.95
	Apparel (or fashion products) recycle through resale is good.	.87			
	Apparel (or fashion products) recycle through resale is good.	.85			
	Apparel (or fashion products) recycle through resale is good.	.86			
Resale intention	I intend to recycle my clothes (or fashion products) through resale.	.86	.80	11.41 (88.59)	.95
	I plan to recycle my clothes (or fashion products) through resale.	.90			
	I will try to recycle my clothes (or fashion products) through resale.	.87			

<Table 4> Differences in personal characteristics according to cosmetic involvement

Variable		Cosmetic involvement		χ^2
		High	Low	
Monthly average income (10,000 KRW)	Less than 200	28 ^a (34.5) ^b	48(41.5)	18.74 ^{***}
	200 to 299	15(26.4)	43(31.6)	
	300 to 399	33(26.4)	25(31.6)	
	More than 400	64(52.7)	52(63.3)	
Pursuing image	Clear & pure image	49(57.3)	77(68.7)	15.22 ^{**}
	Sophisticated & exclusive image	47(34.1)	28(40.9)	
	Lively & cute image	16(16.4)	20(19.6)	
	Elegant & soft image	18(23.2)	33(27.8)	
	Fancy & sexy image	9(6.4)	5(7.6)	

** $p < .01$, *** $p < .001$

^a Actual frequency, ^b Expected frequency


[Details of Guidelines for Figure]

- (1) In the case a figure is cited in the text, provide a source (author, year, page) in the next row of the figure title.
- (2) In the case the source of figure is online source, provide only the main site address (ex. <http://www.vogue.com>) below the figure and provide full URL in the reference list.
- (3) Present the figures or elements of a figure that is the same weight and the same size. Exceptions can be made if necessary.
- (4) Legends should go within the image and not on the side. If not, place legends between the the figure and the title.

[Examples]



<Fig. 1>
Sacai,
resort 2019
Reprinted from
Vogue. (n.d.e).
<https://www.vogue.com>



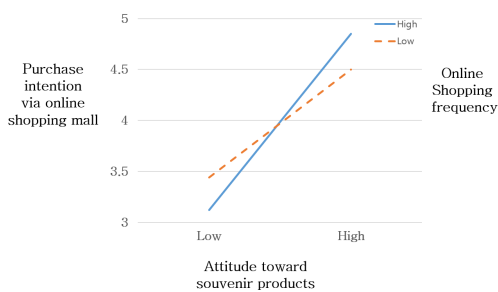
<Fig. 2>
Mandala of the day,
John Eichinger
Adapted from
Maggie. (2019).
<https://writtengreenletters.blogspot.com>



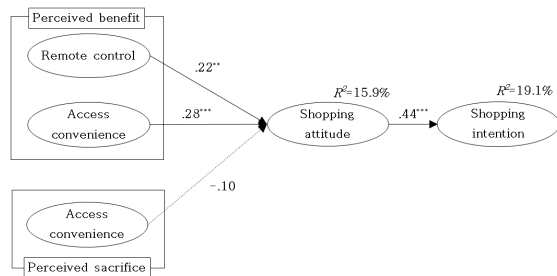
<Fig. 3> Traditional Hanbok in styling game
(a) Adapted from Peri. (n.d.);
(b) Adapted from It Girl. (n.d.);
(c) Adapted from Deulrae. (n.d.).
<https://www.bbdi.com>
Copyright 2020 by Bbdi Marchand.
Reprinted with permission.



<Fig. 4> Performance armor
Photographed by the author.
(August 20, 2018).



<Fig. 5> Moderating effect of online shopping frequency



p<.01, *p<.001

<Fig. 6> Final structural equation model